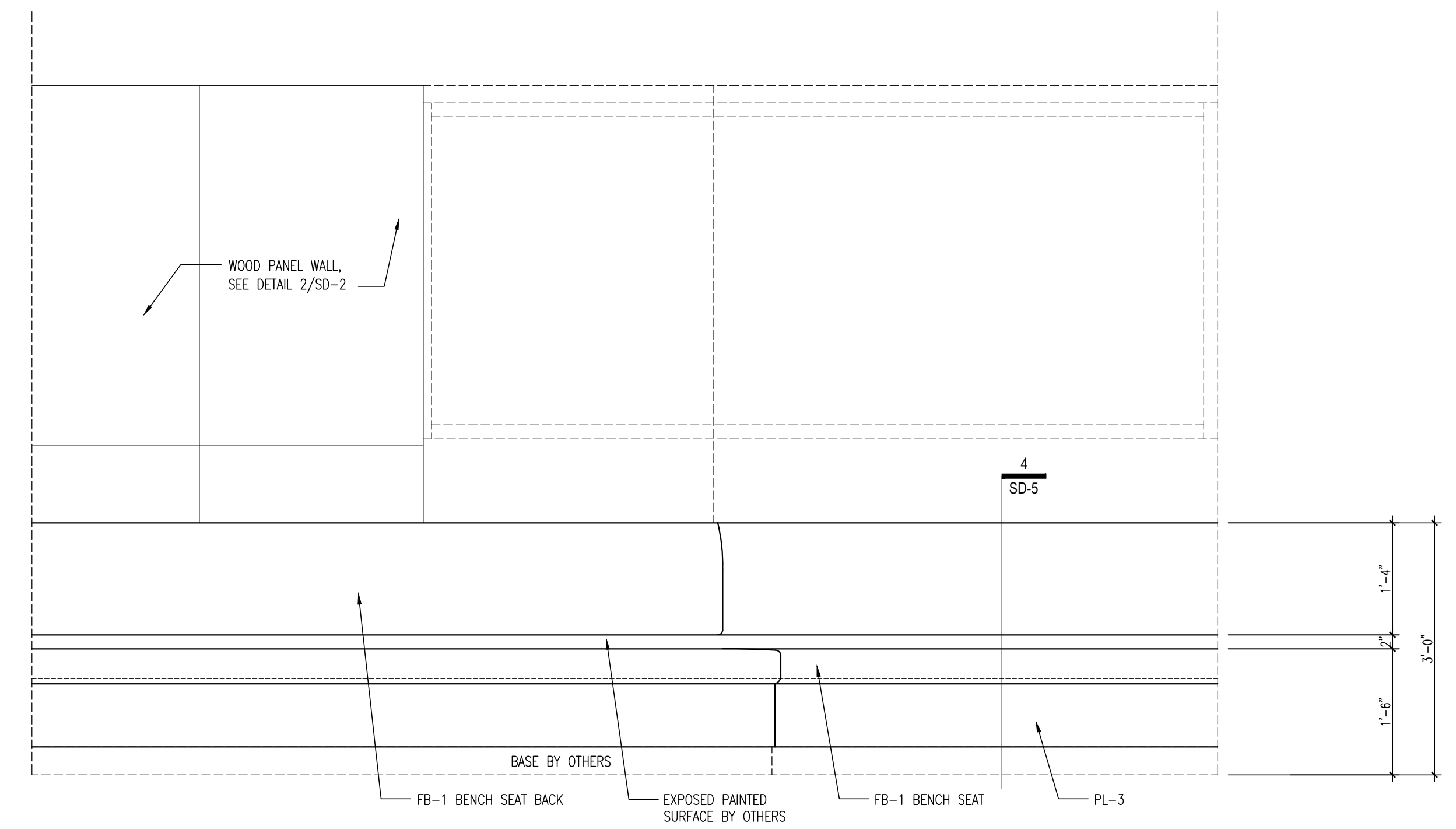


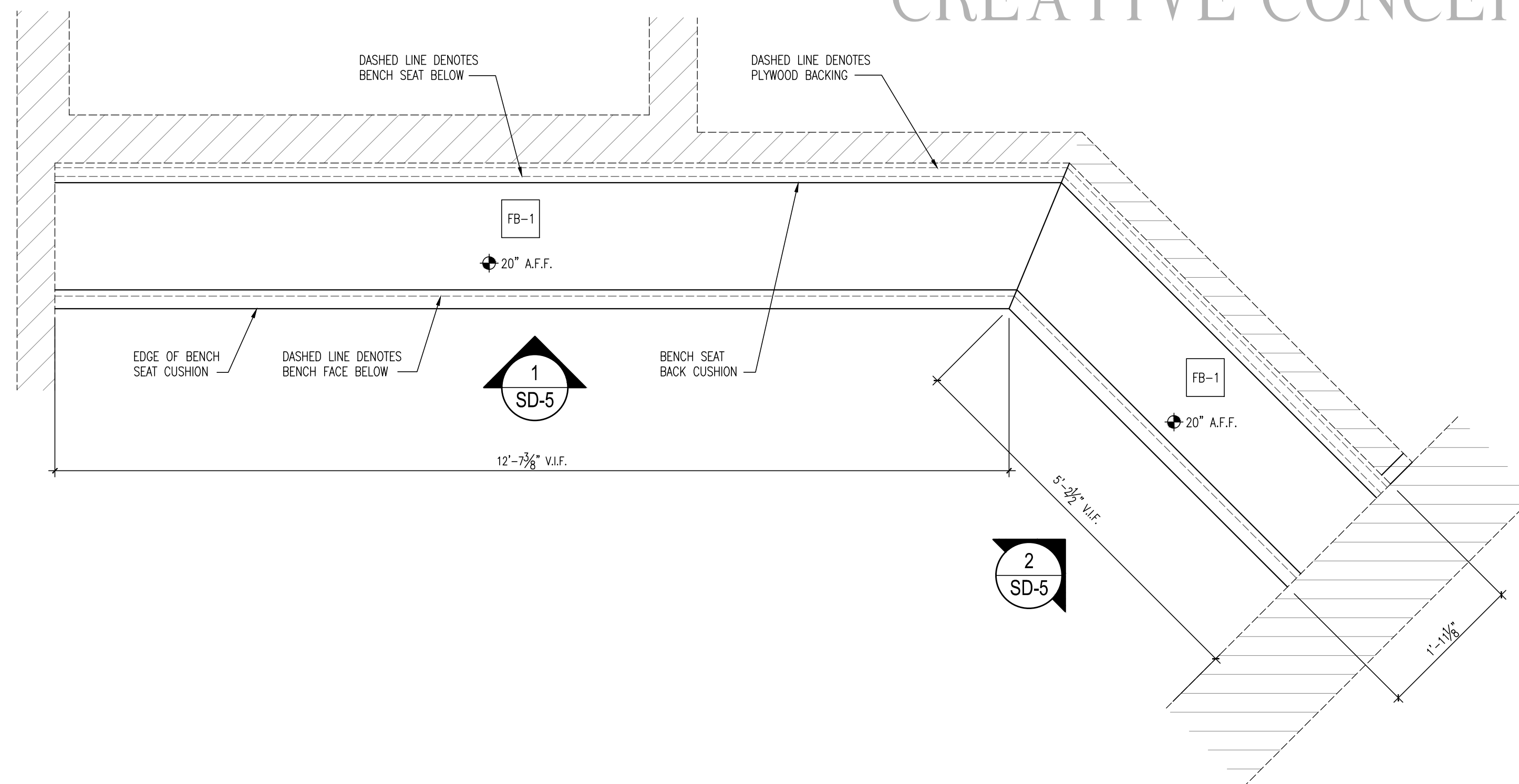
1 ELEVATION @ BREAKROOM - 161
 SD-5 SCALE: 3/4" = 1'-0" ARCH REF. = 13/A601
 1 THUS



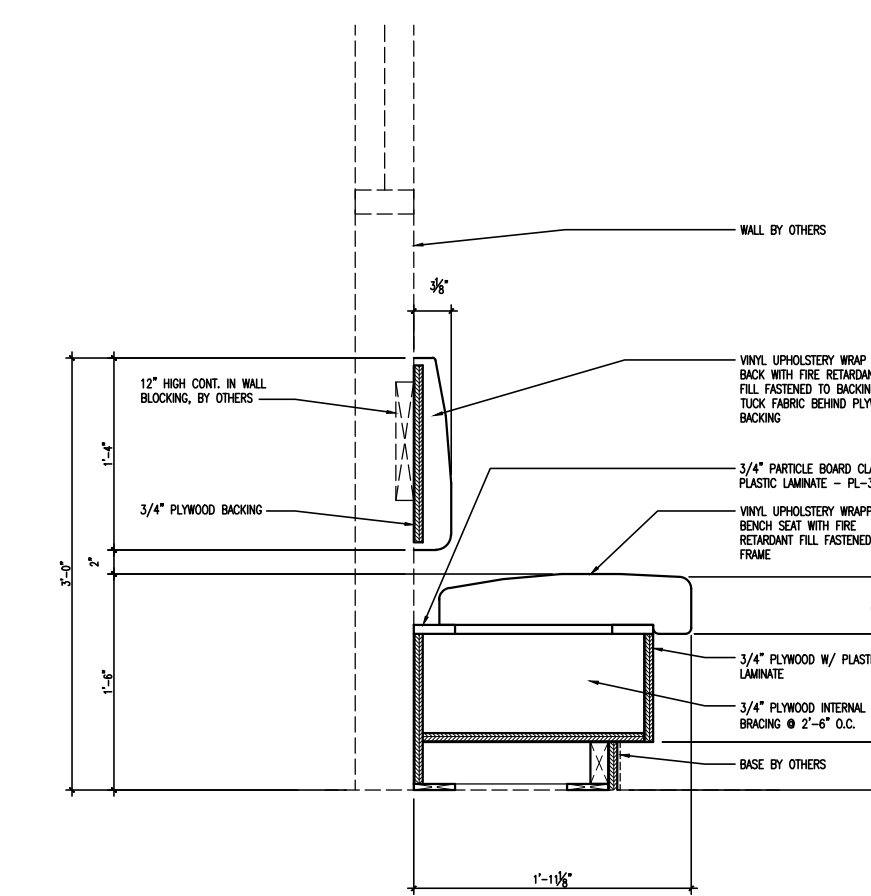
2 ELEVATION @ BREAKROOM - 161
 SD-5 SCALE: 3/4" = 1'-0" ARCH REF. = 13/A601
 1 THUS

SAMPLE ONLY

COPYRIGHT BY
 CREATIVE CONCEPTS AND DESIGN, INC.



3 PLAN @ BREAKROOM - 161
 SD-5 SCALE: 3/4" = 1'-0" ARCH REF. = 1/A211
 1 THUS



4 SECTION
 SD-5 SCALE: 1-1/2" = 1'-0" ARCH REF. = 10/A607
 1 THUS

FINISH SCHEDULE

PLASTIC LAMINATE (PL-1):	WILSONART - 4879-38 STEEL MESH WITH MATCHING 3MM PVC EDGING
PLASTIC LAMINATE (PL-2):	NEVAMAR - FOUNDRY TEXTURED S 2084T, WITH MATCHING 3MM PVC EDGING
PLASTIC LAMINATE (PL-3):	NEVAMAR - VU5001 T MALLEABLE MUSE
PLASTIC LAMINATE (PL-4):	WILSONART - 4886-38 PEARL SOAPSTONE
PLASTIC LAMINATE (PL-5):	FORMICA - 5883-58 PECAN WOODLINE, MATTE FINISH
SOLID SURFACE (SSM-1):	LG HI-MACS - GALAXY VENUS T001, MATTE FINISH
SYNTHETIC STONE (SSM-2):	CAMBRIA - DARLINGTON QUARTZ, POLISHED
STAINLESS STEEL (SS-3):	#4 BRUSHED STAINLESS STEEL
UPHOLSTERY (FB-1):	VINYL/ CATALYST 3352-801, COLOR: RIVER STONE, 54" WIDE, REPEAT: V-18.75" x H-18"
WALL PANEL (WD-1):	SPECIES, CUT AND STAIN COLOR TO MATCH ACT 2

NOT FOR CONSTRUCTION

CONTRACTOR:

ARCHITECT:

FOR REVIEW ONLY



SUBJECT: SHOP DRAWINGS
 REVISIONS:

JOB NO: 3083
 DATE: 9-29-15 DRAWN BY: CGO

SHEET NO:
 SD-6
 7 OF 10